



### District Report Card: 2017


<b>State:</b> Haryana	<b>District:</b> Mahendragarh
<b>Class:</b> 8	<b>Subject:</b> Science
<b>Schools:</b> 44	<b>Students:</b> 921


### Participation/Coverage


#### Students

<div>GENDER</div> <div></div>	Boys				Girls			
	Number		%		Number		%	
	397		43.11		524		56.89	

<div>AREA</div> <div></div>	Rural				Urban			
	Number		%		Number		%	
	781		84.80		140		15.20	

<div>CATEGORY</div> <div></div>	SC		ST		OBC		GEN	
	Number	%	Number	%	Number	%	Number	%
	434	47.12	2	0.22	355	38.55	130	14.12

<div>CWSN</div> <div></div>	LD	VI	HI	S&LD	ID	Oth
	2	2	0	4	2	39

<div>Management</div> <div></div>	Government			Government-aided		
	Number		%	Number		%
	909		98.70	12		1.30

### Average Performance of Students in Science (%)

Overall	Gender		Area		Management		Social Group			
	Male	Female	Rural	Urban	Govt.	Aided	SC	ST	OBC	GEN
44.55	44.30	44.75	44.03	47.48	44.58	42.22	42.00	30.00	46.82	47.13

## Performance on Learning Outcomes (LOs)

Learning Outcomes	Description	Average Performance(%)
SCI703	Classifies materials and organisms based on properties/characteristics	32.80
SCI704	Conducts simple investigation to seek answers to queries	39.74
SCI705	Relates processes and phenomenon with causes	40.53
SCI708	Measures and calculates e.g., temperature; pulse rate; speed of moving objects; time period of a simple pendulum, etc.	45.71
SCI710	Plots and interprets graphs	42.63
SCI711	Constructs models using materials from surroundings and explains their working	25.00
SCI801	Differentiates materials, organism and processes	51.84
SCI804	Relates processes and phenomenon with causes	52.23
SCI805	Explains processes and phenomenon	39.02
SCI807	Measures angles of incidence and reflection, etc.	39.96
SCI811	Applies learning of scientific concepts in day-to-day life	48.85
SCI813	Makes efforts to protect environment	68.62

Range of Performance of Students who Answered Correctly							
Below 30%		30% - 50%		50% - 75%		Above 75%	
Number	%	Number	%	Number	%	Number	%
243	26.38	351	38.11	244	26.49	83	9.01

## Lowest Performing Learning Outcomes (LOs)

- 1 - Constructs models using materials from surroundings and explains their working (25.00)
- 2 - Classifies materials and organisms based on properties/characteristics (32.80)
- 3 - Explains processes and phenomenon (39.02)
- 4 - Conducts simple investigation to seek answers to queries (39.74)
- 5 - Measures angles of incidence and reflection, etc. (39.96)